

Scaled data based on original data using
LM-79-08 Approved Method: Electrical and Photometric Measurements of Solid-
State Lighting Products

Test Report Prepared for
Cooper Lighting Solutions
(formerly Eaton)

Brand: INVUE

Report Number: P162316

Luminaire Tested: **EMM-E02-LED-E1-SL2-HSS-7030**

Issue Date: 03/03/2020

Test Information

Test Method: LM-79-08
Report Number: P162316
REPORT IS SCALED FROM IESNA LM-79-08 TEST DATA (P33726)
Test Lab: INNOVATION CENTER-P3
Issue Date: 03/03/2020
Manufacturer: COOPER LIGHTING SOLUTIONS (FORMERLY EATON)
Product Line: INVUE
Catalog Number: EMM-E02-LED-E1-SL2-HSS-7030
Description: EPIC MODERN MEDIUM DECORATIVE LED LUMINAIRE
(2) LIGHTBARS WITH AccuLED OPTICS - TYPE 2 W/ SPILL LIGHT CONTROL AND HOUSE SIDE SHIELD
Light Source: (42) 3000K CCT, 70 CRI LEDs
Ballast/Driver: -

Summary

Lumens per Lamp: N/A
Luminaire Lumens: 3184.5 lumens
Efficiency: N/A
Efficacy: 61.1 lumens/watt
Luminous Opening: Rectangular w/ Sides (W: 0.33' x L: 1' x H: 0.1')
IES Classification: Type II - Short - Non-Cutoff
BUG Rating: B0 - U0 - G1

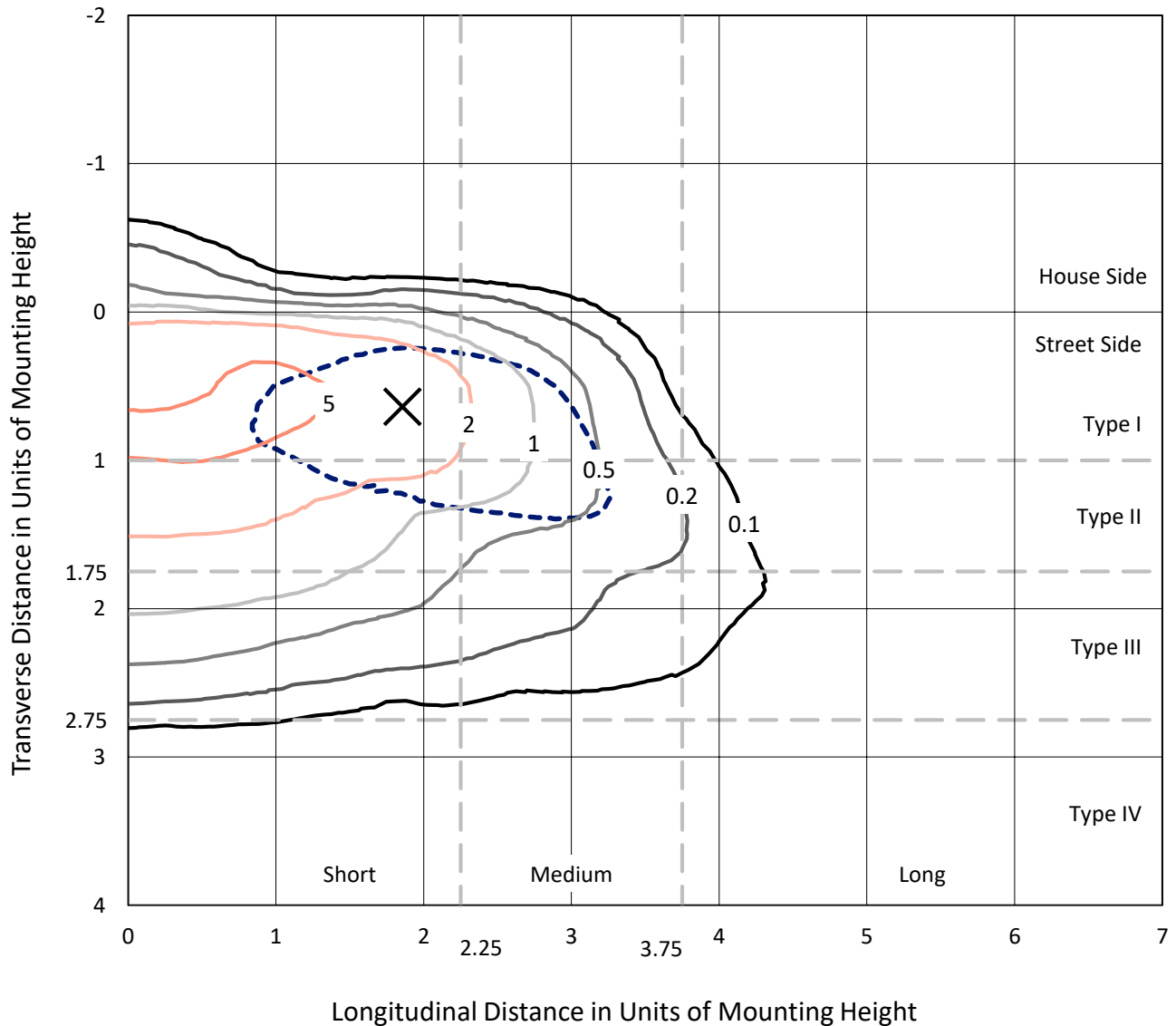
Input Watts (W): 52.1
Input Voltage (V): NR
Input Current (Ain): NR
Voltage Rise (V): NR
Power Factor: NR
Total Harmonic Distortion (THDi): NR
Frequency (hertz): 60
Stabilization Time: NR
Operation Time: NR
Ambient Temperature (°C): NR
Test Distance: 25 FT



REPORT NUMBER: P162316
 CATALOG NUMBER: EMM-E02-LED-E1-SL2-HSS-7030

Iso-Footcandle Lines of Horizontal Illumination

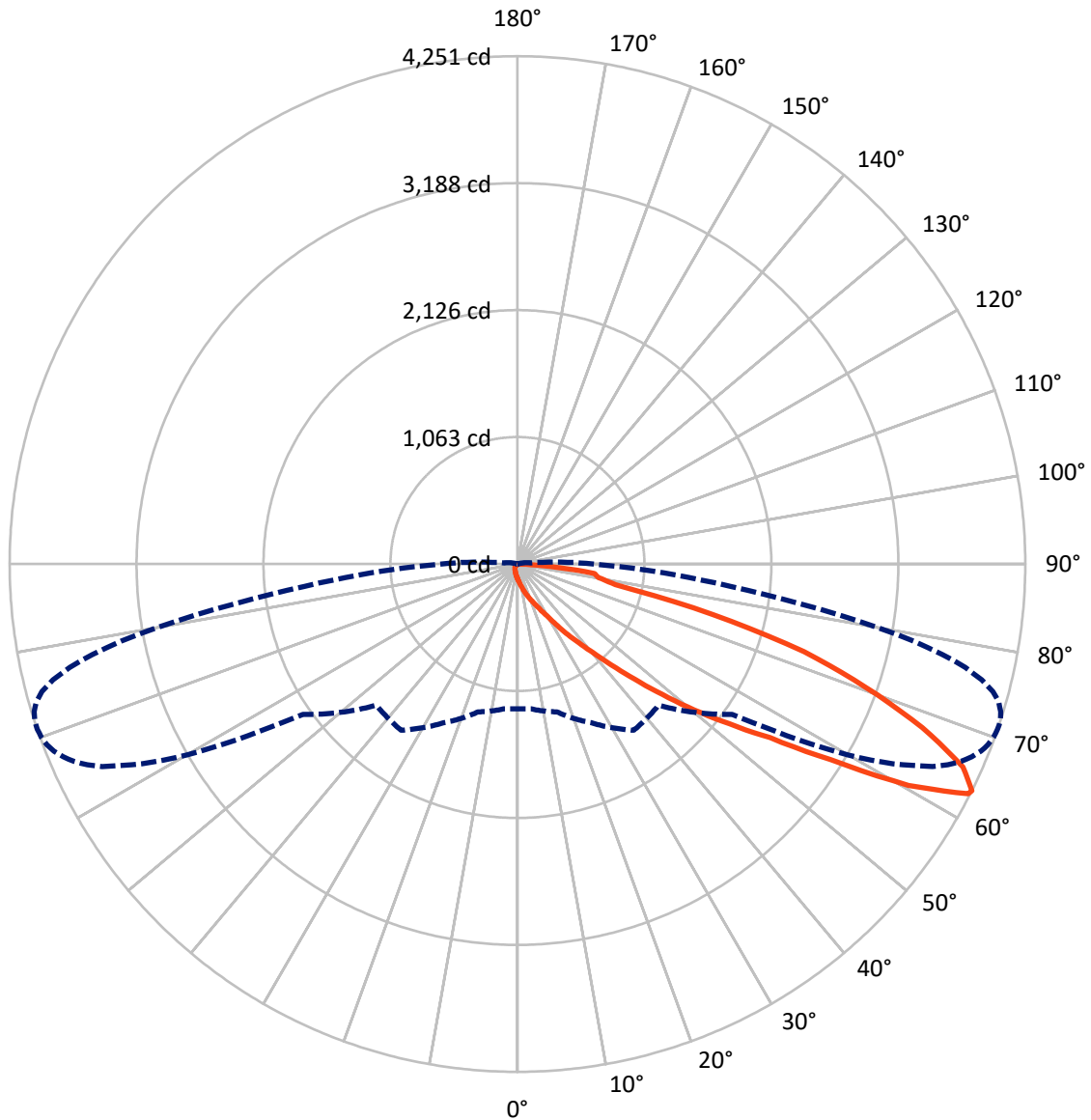
× Max cd
 - - - 1/2 Max cd



Based on 10 foot mounting height. Maximum calculated value = 6.7 fc
 Type II - Short - Non-Cutoff

REPORT NUMBER: P162316
CATALOG NUMBER: EMM-E02-LED-E1-SL2-HSS-7030

Luminous Intensity Polar Plot



— Vertical Plane Through 71-Deg Lateral - - - Horizontal Cone Through 63-Deg Vertical

REPORT NUMBER: P162316

CATALOG NUMBER: EMM-E02-LED-E1-SL2-HSS-7030

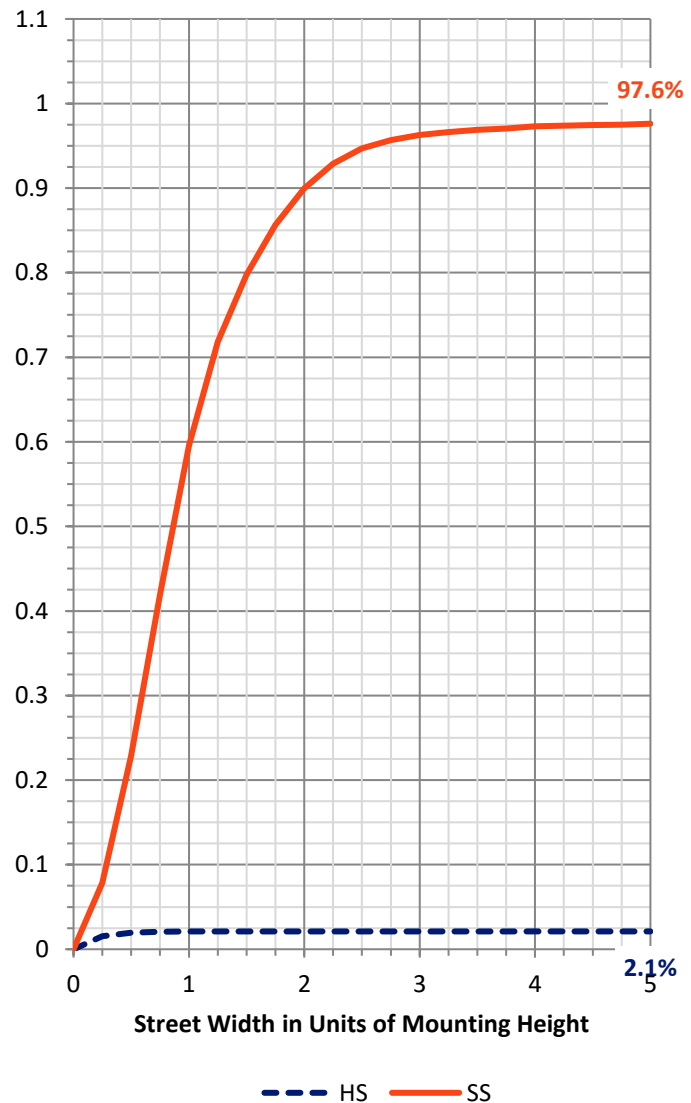
FLUX DISTRIBUTION:

		Downward	Upward	Total
House Side	Lumens	67.6	0.0	67.6
	% Fixture	2.1	0.0	2.1
Street Side	Lumens	3116.9	0.0	3116.9
	% Fixture	97.9	0.0	97.9
Total	Lumens	3184.5	0.0	3184.5
	% Fixture	100.0	0.0	100.0

Coefficient of Utilization

ZONAL LUMENS:

Zone	Lumens	% Fixture
0°-10°	13.5	0.4
10°-20°	52.4	1.6
20°-30°	106.4	3.3
30°-40°	259.8	8.2
40°-50°	581.1	18.2
50°-60°	817.1	25.7
60°-70°	960.9	30.2
70°-80°	347.0	10.9
80°-90°	46.4	1.5
90°-100°	0.0	0.0
100°-110°	0.0	0.0
110°-120°	0.0	0.0
120°-130°	0.0	0.0
130°-140°	0.0	0.0
140°-150°	0.0	0.0
150°-160°	0.0	0.0
160°-170°	0.0	0.0
170°-180°	0.0	0.0
0°-90°	3184.5	100.0
0°-180°	3184.5	100.0



REPORT NUMBER: P162316

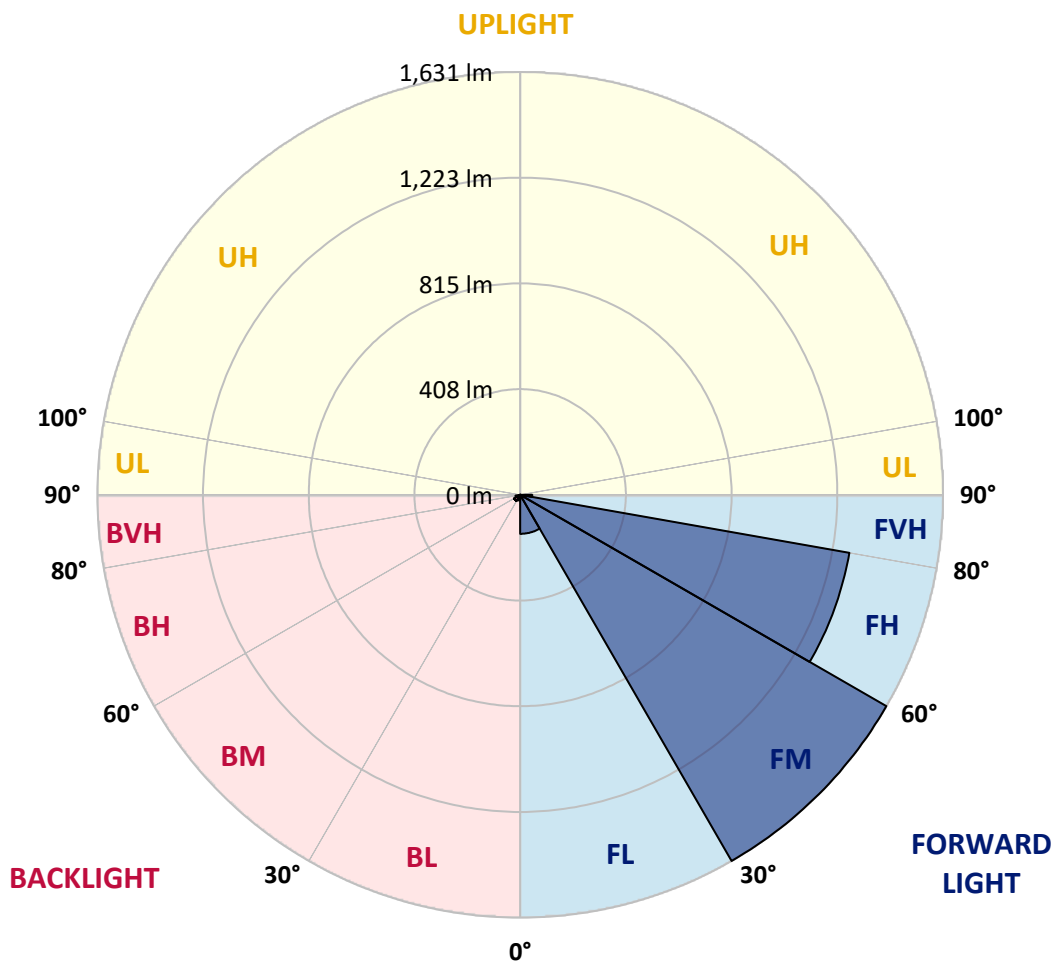
CATALOG NUMBER: EMM-E02-LED-E1-SL2-HSS-7030

LUMINAIRE CLASSIFICATION SYSTEM LUMEN TABLE AND BUG RATING:

Zone		Lumens	% Fixture	Zone Rating/Lumen Limit		
				B	U	G
FL	(0°-30°)	150.5	4.7			
FM	(30°-60°)	1630.8	51.2			
FH	(60°-80°)	1289.3	40.5			G1/1800
FVH	(80°-90°)	46.3	1.5			G1/100
BL	(0°-30°)	21.7	0.7	B0/110		
BM	(30°-60°)	27.2	0.9	B0/220		
BH	(60°-80°)	18.5	0.6	B0/110		G0/110
BVH	(80°-90°)	0.1	0.0			G0/10
UL	(90°-100°)	0.0	0.0		U0/0	
UH	(100°-180°)	0.0	0.0		U0/0	

BUG Rating: B0-U0-G1

Type II Short





REPORT NUMBER: P162316
 CATALOG NUMBER: EMM-E02-LED-E1-SL2-HSS-7030

CANDELA DISTRIBUTION (FULL):

	0°	5°	15°	25°	35°	45°	55°	56°	57°	58°	59°
0°	122.1	122.1	122.1	122.1	122.1	122.1	122.1	122.1	122.1	122.1	122.1
2.5°	159.8	161.5	160.4	157.5	154.0	149.4	145.3	145.3	144.7	143.0	143.6
5°	209.6	210.1	207.8	200.9	194.5	184.7	173.7	172.5	171.3	169.6	169.0
7.5°	258.2	260.5	258.2	250.7	238.0	222.9	205.5	203.8	200.3	200.3	198.0
10°	308.0	308.0	305.7	297.0	285.4	264.0	242.0	239.1	235.0	233.9	230.4
12.5°	343.3	343.3	342.1	337.5	328.3	309.1	282.5	279.6	274.4	272.7	268.6
15°	357.2	357.2	357.8	361.8	362.4	353.7	325.9	323.6	318.4	313.8	312.1
17.5°	365.9	365.3	365.3	371.1	381.5	387.3	369.4	367.0	361.3	358.9	353.2
20°	385.0	383.9	380.3	380.3	390.2	410.5	410.5	409.9	403.5	401.8	398.9
22.5°	413.3	412.2	401.8	393.1	397.7	423.2	446.9	445.8	443.5	441.1	439.4
25°	459.7	455.6	437.7	412.2	408.1	435.4	474.7	477.6	479.3	479.3	480.5
27.5°	529.7	524.5	492.7	445.2	427.3	455.0	505.4	511.2	516.4	517.6	522.7
30°	627.0	617.7	572.0	502.5	461.4	484.0	550.6	556.9	564.5	566.8	574.9
32.5°	786.8	781.5	737.6	633.3	545.3	540.7	613.6	621.7	631.6	635.6	645.5
35°	1029.9	1031.1	995.2	901.4	779.8	716.1	726.5	733.5	737.0	749.1	754.3
37.5°	1194.9	1197.8	1205.9	1168.8	1082.0	1017.2	935.5	943.1	925.1	926.9	927.4
40°	1285.2	1294.5	1342.0	1377.8	1370.9	1333.2	1267.9	1271.9	1238.3	1230.8	1194.3
42.5°	1345.4	1357.5	1433.4	1544.5	1601.3	1635.4	1620.4	1618.6	1592.6	1582.8	1552.1
45°	1383.1	1394.0	1489.6	1653.4	1784.2	1883.8	1924.9	1929.5	1907.6	1897.7	1872.2
47.5°	1381.3	1394.0	1496.5	1693.9	1886.7	2045.9	2161.7	2167.4	2180.8	2172.1	2173.8
50°	1304.9	1317.1	1420.1	1625.0	1856.6	2120.0	2331.9	2350.4	2371.8	2386.3	2393.2
52.5°	1212.3	1221.0	1312.4	1506.9	1728.1	2089.3	2432.6	2464.5	2496.3	2523.5	2542.6
55°	1178.1	1188.0	1259.8	1421.2	1625.0	1960.8	2479.5	2526.4	2571.6	2616.1	2652.6
57.5°	1196.1	1205.3	1256.8	1380.7	1563.7	1825.3	2492.8	2565.8	2639.9	2712.2	2784.0
60°	1262.1	1271.9	1315.9	1418.4	1547.5	1747.2	2440.7	2561.7	2685.0	2811.2	2929.9
62.5°	1236.0	1240.0	1304.9	1484.3	1663.2	1680.6	2251.4	2420.4	2608.6	2803.1	2994.8
63°	1211.1	1215.7	1281.7	1466.4	1698.5	1670.8	2193.0	2371.2	2569.8	2779.4	2987.8
65°	1098.2	1098.8	1149.2	1295.1	1659.2	1688.1	1932.4	2102.7	2330.7	2582.0	2845.4
67.5°	819.8	815.7	864.3	975.5	1302.6	1688.7	1658.6	1754.1	1912.7	2135.7	2371.8
70°	290.6	284.2	363.0	517.0	811.7	1381.3	1425.3	1431.6	1475.7	1596.0	1744.3
72.5°	94.4	96.1	115.8	189.3	374.0	929.7	1290.4	1270.7	1259.1	1258.6	1278.3
75°	37.6	38.2	46.3	84.0	167.9	448.1	1130.1	1141.0	1145.1	1150.9	1157.3
77.5°	18.0	19.7	26.1	46.9	83.4	221.7	808.7	902.0	955.2	996.3	1021.2
80°	6.4	7.6	14.5	28.9	38.8	101.9	426.1	514.1	592.2	693.0	779.8
82.5°	0.0	0.0	2.9	20.3	21.4	41.1	174.8	205.0	234.5	303.9	390.2
85°	0.0	0.0	0.0	5.8	6.4	6.9	59.1	71.2	79.9	93.2	107.7
87.5°	0.0	0.0	0.0	0.0	0.0	0.0	0.6	1.8	3.5	8.7	13.3
90°	0.0	0.0	0.0	0.0	0.0	0.0	0.0	0.0	0.0	0.0	0.0



REPORT NUMBER: P162316
 CATALOG NUMBER: EMM-E02-LED-E1-SL2-HSS-7030

CANDELA DISTRIBUTION (continued):

	60°	61°	62°	64°	65°	66°	67°	68°	69°	70°	71°
0°	122.1	122.1	122.1	122.1	122.1	122.1	122.1	122.1	122.1	122.1	122.1
2.5°	142.4	141.8	141.8	140.7	140.1	139.0	138.3	136.6	136.0	136.0	136.0
5°	168.5	166.2	165.0	162.1	160.4	159.8	156.9	155.8	154.0	154.6	151.7
7.5°	197.4	193.4	191.6	187.5	186.4	182.4	181.2	178.3	176.6	173.1	172.0
10°	229.3	224.0	221.2	214.8	213.1	210.1	206.7	203.2	200.3	196.9	195.1
12.5°	265.7	261.1	258.8	250.1	246.1	242.0	237.3	232.7	228.1	225.2	221.2
15°	308.6	301.0	298.7	290.6	283.7	278.5	272.1	266.3	262.8	257.0	253.0
17.5°	350.8	343.3	341.5	329.4	321.9	318.4	311.5	303.9	297.6	291.8	285.4
20°	393.1	387.9	383.2	371.7	363.6	357.8	348.5	341.0	335.7	327.6	319.6
22.5°	435.4	430.1	426.7	414.5	407.0	398.9	390.8	382.7	375.1	365.3	356.0
25°	478.8	475.3	473.5	462.6	455.6	448.1	440.0	430.7	421.5	410.5	400.6
27.5°	523.9	525.1	521.6	519.3	511.8	506.5	493.8	487.4	480.5	467.2	455.0
30°	581.3	584.7	583.6	585.3	580.6	577.2	567.3	559.2	551.1	538.4	524.5
32.5°	653.6	658.2	660.5	666.9	664.6	663.5	660.5	649.0	643.2	621.2	615.4
35°	765.3	763.0	772.9	778.1	775.7	774.6	771.1	764.8	757.8	742.2	727.7
37.5°	910.6	912.9	916.5	906.0	899.0	898.5	888.1	881.7	871.8	854.5	837.1
40°	1176.9	1162.5	1146.3	1102.2	1083.2	1072.2	1041.5	1032.8	1016.0	992.3	974.3
42.5°	1523.1	1508.7	1460.0	1386.5	1347.1	1292.7	1267.9	1237.2	1213.4	1174.6	1153.8
45°	1867.0	1825.3	1819.5	1733.8	1685.3	1613.5	1568.9	1517.3	1463.5	1412.6	1375.5
47.5°	2157.0	2147.8	2119.4	2067.3	2022.2	1961.9	1904.6	1825.3	1769.8	1697.4	1630.8
50°	2389.2	2388.6	2378.2	2348.1	2310.5	2261.8	2211.5	2144.3	2081.2	1992.6	1921.4
52.5°	2562.9	2572.1	2575.6	2566.3	2551.9	2509.0	2483.6	2427.4	2374.2	2298.9	2221.9
55°	2690.2	2724.4	2741.8	2761.4	2757.4	2742.4	2741.1	2704.7	2680.4	2620.8	2566.3
57.5°	2847.7	2903.8	2957.7	3053.2	3056.7	3090.3	3107.6	3125.0	3129.6	3105.9	3088.0
60°	3048.0	3162.6	3264.5	3464.2	3516.3	3598.5	3651.8	3709.7	3758.9	3762.9	3761.8
62.5°	3189.2	3365.8	3530.2	3826.6	3928.0	4022.9	4094.1	4150.3	4184.4	4219.1	4235.4
63°	3193.3	3386.6	3561.5	3867.2	3973.7	4064.0	4131.8	4183.8	4219.7	4240.6	4251.0
65°	3095.5	3330.0	3538.3	3842.8	3943.0	4033.9	4069.2	4103.4	4120.7	4128.8	4098.1
67.5°	2623.6	2852.9	3096.1	3436.5	3522.1	3631.0	3659.9	3677.3	3685.4	3683.7	3657.6
70°	1961.9	2154.2	2424.5	2813.5	2927.0	3033.5	3099.5	3127.9	3137.2	3134.3	3095.5
72.5°	1369.7	1482.6	1705.5	2138.5	2293.1	2429.7	2511.3	2553.6	2562.3	2544.9	2509.0
75°	1150.3	1156.1	1206.5	1443.2	1588.0	1733.8	1825.9	1852.5	1835.2	1782.5	1691.0
77.5°	1027.0	1039.8	1039.8	1075.1	1103.4	1143.9	1152.6	1087.8	1012.5	915.3	836.5
80°	861.4	906.0	937.3	963.3	966.2	958.1	936.7	900.2	842.4	768.2	686.0
82.5°	523.3	611.3	647.2	781.5	847.5	892.1	888.6	840.0	796.0	719.0	649.0
85°	132.0	142.4	154.6	200.9	225.2	275.0	306.3	320.7	325.9	299.3	271.0
87.5°	12.7	8.7	14.5	11.0	15.6	11.6	15.6	14.5	18.0	19.1	20.8
90°	0.0	0.0	0.0	0.0	0.0	0.0	0.0	0.0	0.0	0.0	0.0



REPORT NUMBER: P162316
 CATALOG NUMBER: EMM-E02-LED-E1-SL2-HSS-7030

CANDELA DISTRIBUTION (continued):

	72°	73°	74°	75°	76°	77°	78°	79°	80°	81°	82°
0°	122.1	122.1	122.1	122.1	122.1	122.1	122.1	122.1	122.1	122.1	122.1
2.5°	134.9	134.3	133.7	133.2	132.6	132.0	130.9	130.9	129.7	129.1	128.5
5°	149.9	148.8	148.2	147.0	145.3	144.1	142.4	140.1	138.3	137.8	136.6
7.5°	169.0	166.2	165.0	163.2	160.9	157.5	155.1	153.4	150.5	148.8	145.3
10°	190.5	187.5	184.1	180.6	177.1	173.1	170.2	167.9	163.2	160.9	156.9
12.5°	217.7	212.4	208.4	203.8	199.2	194.5	191.1	184.1	180.1	174.8	171.3
15°	245.4	240.8	236.2	230.4	223.5	215.9	212.4	206.1	200.9	192.8	188.2
17.5°	279.1	270.4	263.4	256.5	250.1	243.1	236.2	226.3	218.8	211.9	202.6
20°	312.1	301.6	294.1	284.8	275.6	264.6	256.5	249.5	239.1	229.9	220.0
22.5°	347.4	336.9	324.8	315.5	302.7	294.1	283.1	271.5	261.1	248.9	236.8
25°	390.2	379.2	365.3	353.2	338.7	326.5	313.2	299.9	287.2	273.3	257.6
27.5°	442.9	431.3	416.2	401.8	382.7	367.6	354.9	336.9	320.7	303.4	285.4
30°	509.5	496.7	478.2	457.3	438.2	421.5	403.5	379.8	361.8	341.0	317.8
32.5°	596.3	581.3	556.4	536.7	512.9	490.9	466.1	442.3	416.8	389.6	363.0
35°	705.7	691.8	662.8	633.9	607.9	581.8	550.6	523.3	487.4	454.4	420.3
37.5°	819.2	794.2	767.6	736.4	703.9	672.7	634.5	596.8	555.7	519.9	477.0
40°	948.8	918.8	896.7	863.2	817.4	772.9	737.6	690.7	639.1	591.1	540.7
42.5°	1126.6	1093.0	1053.6	1002.7	969.7	917.6	871.8	816.3	748.5	694.7	633.9
45°	1332.1	1286.4	1248.1	1198.9	1159.0	1094.1	1040.9	966.8	899.0	828.4	754.3
47.5°	1566.6	1509.8	1454.2	1405.6	1342.0	1278.3	1210.5	1131.8	1044.9	967.4	879.4
50°	1835.8	1755.3	1678.3	1615.8	1528.3	1454.8	1381.3	1292.7	1196.6	1107.5	1007.3
52.5°	2135.0	2041.8	1940.0	1843.9	1742.6	1648.2	1559.6	1457.7	1350.6	1241.8	1130.1
55°	2496.3	2426.2	2306.4	2184.2	2048.8	1922.6	1808.6	1682.3	1552.1	1409.1	1291.5
57.5°	3061.9	3027.8	2927.6	2805.4	2628.9	2475.4	2282.1	2127.5	1938.8	1741.9	1590.3
60°	3828.4	3786.1	3729.9	3631.0	3490.9	3282.5	3069.4	2829.2	2542.0	2269.4	2010.6
62.5°	4237.1	4222.1	4176.3	4108.0	3977.2	3812.8	3598.0	3334.0	3009.8	2678.7	2348.6
63°	4249.3	4230.2	4190.8	4121.3	4006.1	3846.9	3636.2	3379.7	3062.5	2725.0	2388.0
65°	4084.9	4077.3	4037.4	3961.6	3882.8	3761.2	3598.0	3377.4	3111.1	2792.1	2456.9
67.5°	3622.9	3600.3	3538.9	3515.8	3460.7	3376.2	3251.8	3100.1	2909.6	2658.9	2369.5
70°	3064.2	3030.6	2953.7	2912.6	2845.4	2792.1	2716.3	2608.0	2490.5	2315.6	2099.7
72.5°	2472.0	2402.5	2331.9	2224.8	2131.0	2036.0	1952.1	1875.7	1746.6	1676.0	1512.1
75°	1605.4	1479.1	1358.2	1196.1	1050.2	921.1	795.4	731.8	599.2	545.3	468.4
77.5°	761.9	691.2	596.3	522.7	429.0	350.2	286.0	214.8	168.5	132.0	100.7
80°	614.8	555.2	497.9	431.3	360.7	287.7	220.5	165.0	117.0	81.0	57.3
82.5°	548.3	483.4	412.8	367.0	319.0	261.1	214.2	174.8	129.1	94.4	64.2
85°	213.1	179.4	138.3	112.9	88.0	72.3	65.4	45.2	35.3	27.8	21.4
87.5°	18.5	15.0	12.2	8.1	8.7	4.6	5.2	3.5	2.9	2.9	2.3
90°	0.0	0.0	0.0	0.0	0.0	0.0	0.0	0.0	0.0	0.0	0.0



REPORT NUMBER: P162316
 CATALOG NUMBER: EMM-E02-LED-E1-SL2-HSS-7030

CANDELA DISTRIBUTION (continued):

	83°	84°	85°	86°	87°	88°	89°	90°	95°	105°	115°
0°	122.1	122.1	122.1	122.1	122.1	122.1	122.1	122.1	122.1	122.1	122.1
2.5°	127.9	127.4	126.8	125.6	125.6	124.5	123.9	123.3	120.4	114.0	108.8
5°	134.3	133.2	132.0	130.2	129.1	127.4	126.2	124.5	118.1	105.9	95.5
7.5°	143.6	141.3	139.5	136.0	134.3	132.0	130.2	127.4	117.0	98.4	84.0
10°	154.6	150.5	147.6	143.6	140.1	137.2	134.3	130.2	115.8	90.3	73.5
12.5°	167.9	163.2	157.5	152.8	148.2	144.1	140.1	134.9	114.0	83.4	65.4
15°	181.2	174.3	170.2	163.9	157.5	151.7	145.9	141.3	114.7	75.8	58.5
17.5°	196.2	189.3	180.6	173.7	166.7	159.2	152.2	143.0	111.7	70.0	53.3
20°	210.7	200.9	192.8	184.1	174.3	165.0	156.3	148.2	109.4	64.2	48.7
22.5°	226.3	214.8	204.3	193.4	181.2	170.8	160.4	149.9	105.3	59.1	44.6
25°	245.4	232.2	217.1	203.8	191.1	178.3	165.0	152.2	101.3	54.4	41.7
27.5°	268.6	251.2	236.2	219.4	201.5	185.2	170.8	156.9	97.2	51.0	38.8
30°	298.1	277.9	256.5	235.0	215.9	197.4	177.1	159.8	93.2	47.5	35.9
32.5°	337.5	312.1	286.0	261.1	235.6	211.9	190.5	167.9	90.9	44.6	33.0
35°	389.6	356.6	324.8	293.5	262.8	233.9	206.1	180.6	90.9	41.1	29.5
37.5°	438.8	400.6	360.1	321.3	284.8	251.2	218.2	187.5	86.3	38.2	26.6
40°	492.1	446.3	398.9	353.2	309.1	267.5	229.9	194.5	82.2	34.7	23.7
42.5°	573.7	515.8	453.9	400.6	347.9	296.4	249.5	207.8	77.0	31.2	20.8
45°	680.8	607.3	534.4	469.5	402.4	339.2	283.7	232.2	75.8	28.4	18.0
47.5°	795.4	708.6	622.9	540.2	461.4	387.9	321.3	259.3	75.8	25.5	15.6
50°	909.5	800.6	709.2	613.1	524.5	437.7	358.3	287.7	76.4	23.1	12.7
52.5°	1012.5	896.2	793.7	682.5	584.7	484.0	397.7	315.5	75.3	20.3	10.4
55°	1155.5	1018.9	900.2	777.5	662.8	549.4	451.6	357.2	75.8	18.0	8.7
57.5°	1418.9	1258.6	1115.6	954.6	822.6	676.2	557.5	442.9	82.8	15.0	6.4
60°	1797.0	1588.6	1387.7	1191.4	1023.5	849.3	695.3	560.4	97.2	12.2	4.6
62.5°	2051.1	1778.4	1538.8	1322.2	1127.1	944.8	776.9	623.5	107.1	9.9	2.9
63°	2077.1	1795.2	1554.4	1330.9	1131.8	949.4	780.4	628.1	107.7	9.3	2.9
65°	2126.3	1824.1	1563.1	1332.6	1127.1	943.1	778.1	627.5	108.8	7.6	2.3
67.5°	2070.2	1779.6	1512.7	1282.9	1086.6	905.4	749.1	604.4	108.3	5.2	1.8
70°	1851.4	1610.5	1376.1	1161.9	983.6	819.8	682.0	551.1	99.6	3.5	1.2
72.5°	1359.3	1195.5	1013.7	859.1	741.0	615.4	525.1	413.9	77.0	2.3	0.6
75°	402.9	367.0	308.6	272.1	240.3	198.6	176.6	137.8	39.4	1.2	0.0
77.5°	80.5	72.9	65.4	59.6	56.1	48.0	45.7	37.6	16.2	0.6	0.0
80°	42.3	34.7	29.5	26.1	22.6	18.5	15.6	12.7	2.9	0.0	0.0
82.5°	40.6	27.2	19.7	16.2	13.9	11.0	8.7	6.4	1.8	0.0	0.0
85°	15.0	11.6	8.7	6.9	5.8	5.2	4.1	3.5	0.0	0.0	0.0
87.5°	2.3	1.8	1.8	1.2	1.2	0.6	0.6	0.6	0.0	0.0	0.0
90°	0.0	0.0	0.0	0.0	0.0	0.0	0.0	0.0	0.0	0.0	0.0



REPORT NUMBER: P162316

CATALOG NUMBER: EMM-E02-LED-E1-SL2-HSS-7030

CANDELA DISTRIBUTION (continued):

	125°	135°	145°	155°	165°	175°	180°
0°	122.1	122.1	122.1	122.1	122.1	122.1	122.1
2.5°	103.6	99.0	96.7	93.8	93.8	93.2	94.4
5°	86.3	79.9	75.3	71.8	72.3	70.6	71.2
7.5°	72.9	66.6	62.5	60.2	59.6	59.1	59.1
10°	63.1	57.3	53.8	52.1	51.5	51.5	51.5
12.5°	56.1	50.4	47.5	46.3	46.3	45.7	45.7
15°	50.4	45.7	42.9	41.7	41.7	41.1	41.7
17.5°	45.7	41.1	38.8	37.6	37.6	37.0	37.0
20°	41.7	37.6	35.3	33.6	33.6	33.0	33.6
22.5°	38.2	34.2	31.2	30.1	29.5	28.9	29.5
25°	34.7	30.7	27.8	26.1	25.5	25.5	24.9
27.5°	31.8	27.8	24.3	22.6	22.0	22.0	21.4
30°	28.9	24.3	20.8	19.1	18.5	18.5	18.5
32.5°	26.1	20.8	18.0	16.2	15.6	15.6	15.6
35°	23.1	18.0	15.0	13.3	12.7	12.7	12.7
37.5°	19.7	15.0	11.6	10.4	9.9	9.3	9.3
40°	16.8	11.6	8.7	7.6	6.4	6.4	6.4
42.5°	13.9	9.3	6.4	4.6	4.1	3.5	4.1
45°	11.6	6.9	4.1	2.3	1.8	1.8	1.8
47.5°	9.3	4.6	1.8	0.6	0.6	0.6	0.6
50°	6.9	2.9	0.6	0.0	0.0	0.6	0.6
52.5°	5.2	1.8	0.0	0.0	0.0	0.0	0.0
55°	2.9	0.6	0.0	0.0	0.0	0.0	0.0
57.5°	1.8	0.0	0.0	0.0	0.0	0.0	0.0
60°	1.2	0.0	0.0	0.0	0.0	0.0	0.0
62.5°	0.6	0.0	0.0	0.0	0.0	0.0	0.0
63°	0.6	0.0	0.0	0.0	0.0	0.0	0.0
65°	0.6	0.0	0.0	0.0	0.0	0.0	0.0
67.5°	0.0	0.0	0.0	0.0	0.0	0.0	0.0
70°	0.0	0.0	0.0	0.0	0.0	0.0	0.0
72.5°	0.0	0.0	0.0	0.0	0.0	0.0	0.0
75°	0.0	0.0	0.0	0.0	0.0	0.0	0.0
77.5°	0.0	0.0	0.0	0.0	0.0	0.0	0.0
80°	0.0	0.0	0.0	0.0	0.0	0.0	0.0
82.5°	0.0	0.0	0.0	0.0	0.0	0.0	0.0
85°	0.0	0.0	0.0	0.0	0.0	0.0	0.0
87.5°	0.0	0.0	0.0	0.0	0.0	0.0	0.0
90°	0.0	0.0	0.0	0.0	0.0	0.0	0.0

(END OF REPORT)